



CHAPTER 2

RIDES

Contents

2.1	GLOSSARY	4
2.2	INTRODUCTION	5
2.3	RIDE RULES	6
2.4	RIDE CALENDAR.....	7
2.5	COURSE HANDICAPS.....	8
2.6	CANCELLATION OF RIDES.....	9
2.7	CLASSIFICATION OF RIDES, NUMBER AND LENGTH OF LOOPS	10
2.8	ROUTE AND MARKING OF COURSES	11
2.9	ENTRIES	18
2.10	START AND STARTING TIMES	21
2.11	CHECK POINTS, VETERINARY EXAMINATIONS, TIME KEEPING	23
2.12	BEHAVIOUR ON THE COURSE	28
2.13	NON-COMPLETION	29
2.14	MAXIMUM COMPLETION TIMES.....	30
2.15	CERTIFICATES AND PRIZE GIVINGS	31
2.16	SUBMISSION OF RESULTS	31

Appendix	A:	Ride entry form
	B:	Indemnity, voluntary acceptance of risk and consent to testing for prohibited substances and emergency veterinary/medical treatment (Day Riders)

CHAPTER 2: RIDES

REGISTER OF CHANGES – CHAPTER 2

Article	Subject	Date of change
2.2.1.3.4	Weight of riders under FEI rules	19 Sep 2009
2.8.6.2.3	Withdrawal of horses: Fauresmith	19 Sep 2009
2.8.6.2.4	Refund of monies: Fauresmith	19 Sep 2009
2.9.2.3	Starting times: Fauresmith	19 Sep 2009
2.12.2	Refund of monies	19 Sep 2009
2.12.3	Entry with alternative horse	19 Sep 2009
2.1	Insert new article: "Glossary"	20 Aug 2010
2.7.1	Classification of rides	20 Aug 2010
2.7.2	Number and distance of loops	20 Aug 2010
2.9.5.1	Entry under the step ladder rules	20 Aug 2010
2.2.3.2	Recognition for rides up to 40km	17 Apr 2011
2.4.3.1	Paragraph broken down in sub-paragraphs	17 Apr 2011
2.4.3.2	Paragraph broken down in sub-paragraphs	17 Apr 2011
2.4.4	Paragraph broken down in sub-paragraphs	17 Apr 2011
2.5.1.8	Handicap when less than five riders	17 Apr 2011
2.5.2	Handicap when number of loops changes	17 Apr 2011
2.7.1	Part on entries moved to 2.9.4	17 Apr 2011
2.9.2	Entry form and indemnity	17 Apr 2011
2.9.4	Entries	17 Apr 2011
2.9.5.8	Part of article moved to new 2.9.5.9	17 Apr 2011
2.9.5.9	Credit in lieu of distance awards – step ladder rides	17 Apr 2011
2.9.5.9	Renumbered to 2.5.9.10	17 Apr 2011
2.9.5.10	Renumbered to 2.9.5.11	17 Apr 2011
2.9.6.1	Qualification for the Fauresmith 200	17 Apr 2011
2.3.1.2.1	Combined with 2.3.1.2	6 Nov 2011
2.3.1.2.2	Presentation of CEI 1* before CEI 2* - scratched	6 Nov 2011
2.9.5.3	Speed and time under step ladder rules	6 Nov 2011
2.14.1.3	Maximum completion time for Fauresmith	6 Nov 2011
2.10.3	Departure groups (new article)	16 Apr 2012
2.10.3	Renumbered to 2.10.4	16 Apr 2012
2.10.4	Renumbered to 2.10.5	16 Apr 2012
2.11.3.4	Shoes in veterinary area	16 Apr 2012
2.9.2	Entries/Indemnity	Jul 2012
2.4	Ride calendar	Jul 2012
2.5.1.1	Calculation of handicap	Nov 2012
2.5.1.8	Calculation of handicap	Nov 2012
2.5.1.9	Calculation of handicap	Nov 2012
2.8.1.2	Inspection of courses by ride master	Nov 2012
2.8.3.1.4	Route markers (arrows)	Nov 2012
2.8.3.1.5	Route markers (arrows)	Nov 2012
2.8.3.1.6	Route markers (arrows)	Nov 2012
2.11.3.3	Presentation of horses	Nov 2012
2.7.1	Classification of rides	10 May 2013
2.7.3	Renumbered to 2.7.1.3	10 May 2013
2.7.2.1	Length of loops	10 May 2013
2.7.2.2.2.	Number of loops (140 – 160km)	10 May 2013
2.7.2.2.3	Scratched	10 May 2013
2.8.1.1	New information added and changed to 2.8.1.1 to 2.8.1.6	10 May 2013
2.8.1.2	Renumbered to 2.8.1.7	10 May 2013

2.10.4	Riders who arrive late at the start	10 May 2013
2.10.5.1	Riders who arrive late at a departure point	10 May 2013
2.11.3.4	New sub-article: Constant forward motion at veterinary area	10 May 2013
2.11.3.4	Helpers in veterinary area: renumbered to 2.11.3.5 and updated	10 May 2013
2.11.3.5	Renumbered to 2.11.3.6	10 May 2013
2.11.3.6	Renumbered to 2.11.3.9	10 May 2013
2.11.3.7	Elimination – replaced with new article (old article scratched)	10 May 2013
2.11.3.8	New article - Voting by two veterinarians (Part of old 2.11.3.7)	10 May 2013
2.11.3.8	Old article renumbered to 2.11.3.10	10 May 2013
2.12.3.2	Outside assistance	10 May 2013
2.13.5.3	Stop step ladder (wording changed for clarity)	10 May 2013
2.5.1.1	Handicap calculated for each ride	10 May 2013
2.5.1.5	Handicap calculated as average of last three years	10 May 2013
2.5.1.6	Handicap calculated as average of last three years	10 May 2013
2.5.1.9.3	Exception for handicap for rides of 160km	10 May 2013
2.13.1.5	Stop step Ladder: signed by rider, not revocable	10 May 2013
2.8.3.2.2	Replace “exactly” with “approximately”	1 Dec 2013
2.9.6.1	Qualification for the Fauresmith 200	1 Dec 2013
2.16.5	Moved to Chapter 3 as article 3.6.3	1 Dec 2013
2.16.6	Moved to Chapter 3 as article 3.6.4	1 Dec 2013
2.11.2.2	Replaced reference to FEI rules with wording of the FEI rule	1 Dec 2013
2.11.2.4	Replaced reference to FEI rules with wording of the FEI rule	1 Dec 2013
2.9.6.1.1	Qualifications for Fauresmith 200	30 June 2014
2.16.2	Documentation pertaining to rides	12 March 2016
2.11.1.7.1	Maximum pulses – compulsory hold	1 August 2017
2.10.2.3.2.1	Departure times day 2 and 3 – Fauresmith	1 August 2017
2.9.6.1.3	Qualifications for Fauresmith 200	4 November 2017
2.5.2.1	Handicap changes with ride changes	24 July 2018
2.2.3.1.4	Rule added regarding completion for Fauresmith 200	4 July 2019
2.16.2	Submission of results	20 October 2019
2.7	Ride distances (leg distance of first leg clarified)	6 November 2019
2.2.3.1.4	Rule changes regarding completion for Fauresmith 200	26 September 2020
2.3.15	Yellow card warning	26 September 2020
2.1.9	Pleasure ride : not to be held on the same day as an ERASA ride	24 April 2021
2.11.3.5	INTERIM rule change due to COVID --19 - Only 1 groom/assistant allowed with ride in vet area	24 April 2021
2.5	INTERIM rule change due to COVID-19 – there should be no prize giving and this must be mentioned on the ride schedules	24 April 2021
2.12.3.1.1	Grooming viewing points on route	24 June 2024
2.3.2	FEI events – all entries will be processed on the ERASA online entry system	2 November 2024
2.3.3	Dogs at rides	2 November 2024
2.2.3.3	All horses entered for Fauresmith and not stabled at ride venue to be recorded in a register	2 November 2024
2.9.6.1.1	Fauresmith Qualifying period	9 June 2025
2.9.6.1.1	Fauresmith Qualifying period	31 July 2025
2.11.2.4	Presentation times for vet gate	8 November 2025
2.4.5.4	Wording changed from Executive to Council	16 January 2026
2.4.7	Wording changed from Executive to Council	16 January 2026

21 GLOSSARY

Words and phrases contained in this chapter shall have the meaning assigned to them as specified below, unless it is obvious from the context in which it is used that the word or phrase has another meaning. The meaning assigned to words and/or phrases that are included in the glossary of the ERASA constitution and/or any other chapter of the rule book also apply to this chapter, unless it is obvious from the context in which it is used that the word or phrase has another meaning. Depending upon word usage the singular may mean plural and masculine may mean feminine.

- 2.1.1 **Visitor**. Any member of the public attending an endurance ride held under the auspices of the Association.
- 2.1.2 **Participant**. Any person who participates in an endurance ride as rider, groom or official.
- 2.1.3 **Gate Timekeeping System**. A timekeeping system where the riding time of the rider/horse combination starts with departure on a specific loop of the ride, and ends when the horse enters the veterinary gate (provided that the horse's pulse rate is below the maximum pulse rate allowed for that specific check point), and where entry into the veterinary gate is followed by a holding time during which the horse is rested and prepared for the next loop of the ride. Riding time for the last loop of the ride ends when the horse's nose crosses the finish line at the end of the ride.
- 2.1.4 **Club ride**. A ride organised on instruction and under the auspices of a club committee and in accordance with the Association's rules and regulations.
- 2.1.5 **Checkpoint**. A place or area where horses shall be examined by a veterinarian and rested for a pre-determined period of time.
- 2.1.6 **Qualifying ride**. An endurance ride held in accordance with the constitution and rules of the Association which is recognised as a qualifying ride (where applicable) for a national championship presented by the Association.
- 2.1.7 **Competitor**. Any rider competing in an endurance ride held under the auspices of the Association.
- 2.1.8 **National ride**. An endurance ride which is organised on the instruction and under the direct auspices of Council.
- 2.1.9 **Pleasure ride**. A non-competitive long distance ride over a distance of less than thirty (30) km, organized and presented in accordance with the Association's constitution and rules, and not to be held on the same day as an ERASA ride.
- 2.1.10 **Ride**. A ride starts when the horse is presented for inspection to the veterinary panel for the first time, and ends after the horse was subjected to a final veterinary inspection and was found fit to leave the ride venue.
- 2.1.11 **Ride Base**. The place where participants and horses gather before the start of an endurance ride, where ride administration, the ride briefing and the pre-ride inspection of horses takes place.
- 2.1.12 **Ride Meet**. A ride meet starts when a horse, and/or the rider, and/or the helpers arrive at the venue where the ride is to be presented and ends when the horse, and/or the rider, and/or the helpers depart from the venue after the ride. During such a ride meet the rider, his helpers and visitors are bound by the rules of the Endurance Ride Association of South Africa.
- 2.1.13 **PROVINCE ride**. An endurance ride which is organised on the instruction and under the auspices of a PROVINCE committee and in accordance with the Association's rules and regulations.

- 2.1.14 **Compulsory Hold Timekeeping System.** A timekeeping system where the riding time of the rider/horse combination starts with departure on a specific loop of the ride, and ends when the rider/horse combination arrives at the next check point (time is stopped when the horse's nose crosses the arrival line, or, when transponders are used, when the rider's transponder is read by the system), and where arrival at the check point is followed by a fixed, compulsory rest period (during which the veterinary inspection will take place) before the rider/horse combination is allowed to depart on the next loop of the ride.

22 INTRODUCTION

2.2.1 An endurance ride is a competition to test the speed and endurance of horses. To be successful the rider must know the capabilities of his horse and be aware of what can be expected of the horse over all types of terrain.

2.2.2 Each ride consists of a number of loops. After each loop all horses will be subject to a veterinary examination.

2.2.3 All endurance rides are competitions against time. The rider/horse combination that completes the distance in the shortest time will be announced as the winner.

2.2.3.1 At the Fauresmith 200:

2.2.3.1.1 The rider/horse combination that completes a specific category of the ride in the shortest time is the winner of that category.

2.2.3.1.2 The senior rider (irrespective of weight category) who completes the ride in the shortest time will be regarded as the "overall senior winner".

2.2.3.1.3 A supplementary set of results will be prepared, based on a regression formula which adapts riding times based on rider weight. This will determine the "winner on handicap" (not to be confused with the "overall senior winner").

- The regression formula is calculated from the results of the senior light weight, senior standard weight and senior heavy weight categories of the Fauresmith 200.
- Results of the past five years are considered in calculating the formula. In the following year new results are added and the oldest results discarded from the calculation.
- The General Manager must, on an annual basis and not later than two weeks before the start of the Fauresmith 200, make the formula known to all members of the Association. For the purposes hereof a notice to all clubs will be regarded as a notice to all members.

2.2.3.1.4 A rider may decide to stop after successful completion of the first or second leg at Fauresmith and will then receive a completion only for the distance ridden. The vet card is to be presented to the veterinarian and signed off as stopped, the rider/owner of the horse is to sign the vet card in full. The vet card then to be handed to the Timekeepers. The first and second leg start at Fauresmith Showgrounds and end at Fauresmith Showgrounds.

The rider and horse will receive a certificate reflecting completed and will not be eligible for any award or selection for any team.

- 2.2.3.2 When riders enter under the step ladder rules recognition will only be given for the distance completed, and no winner will be announced. The same applies when riders enter for rides of distances with up to and including forty (40) km.
- 2.2.3.3 **ALL** horses entered for Fauresmith and not stabled at the ride venue will be recorded in a register with the following information:
- **Name and UV number of the horse**
 - **Name and contact details of owner / rider**
 - **Physical address where horses will be stabled.**
- 2.2.4 All rides must be open for participation by all members of ERASA, and no closed rides may be presented.
- 2.2.5 All rides presented under the rules of ERASA are under the control of a Ride Master and, specifically regarding matters pertaining to the welfare of the horse, a Chief Veterinarian (see Chapter 6). For rides presented under the rules of the Federation Equestre Internationale (FEI), the control measures stipulated in the Statutes, General Regulations, Endurance Rules and Veterinary Regulations of the FEI will apply.

23 RIDE RULES

- 2.3.1 Rides presented under the auspices of ERASA can be:
- 2.3.1.1 Presented under the rules laid down in the Constitution and Rules of ERASA, either under the compulsory hold time keeping system, or the gate time keeping system (both of which are discussed later in this chapter), with the proviso that all distances presented at a specific ride meet are presented under the same set of rules.
- 2.3.1.2 Presented under the rules of the FEI, as laid down in the Statutes, General Regulations, Endurance Rules and Veterinary Regulations of the FEI. When rides are to be presented as official FEI rides (with inclusion in the official FEI calendar), it will be expected of the club presenting the ride to pay the prescribed annual ride registration fee as determined by the FEI.
- 2.3.1.3 When clubs present rides under the FEI rules, the ride committee shall see to it that the following ERASA rules are adhered to:
- 2.3.1.3.1 Rules regarding the immunization of horses against African Horse Sickness.
- 2.3.1.3.2 Rules pertaining to the provision of water and the number of water points on the course as laid down in this chapter.
- 2.3.1.3.3 Rules pertaining to the colour of veterinary cards as laid down in this chapter.
- 2.3.1.3.4 Minimum weight of senior riders (other than the “No Weight” category):
- Will be 73kg at all CEI 1* and CEI 2* rides, to bring this in line with ERASA rules in this regard; and
 - Will be 75kg at all CEI 3* rides, to allow for all these rides to be recognised as qualifying rides under FEI rules.

2.3.1.4 Rides held under ERASA rules must be presented in strict accordance with these rules. Ride Masters shall keep a close eye on this and, if rules are deviated from, report this to the President of the PROVINCE where the club is affiliated. The PROVINCE must address the matter and assist the club in this matter when the next ride is presented. If problems are again experienced, the matter shall be referred to Council for further action.

2.3.1.5 The ride master or head veterinarian may issue a yellow card for issues relating to:

- horse abuse,
- failure to comply with event rules,
- incorrect behaviour towards stewards or officials

And must notify the Person Responsible for the violation during the Period of the Event that he will receive a Yellow Warning Card, which will be delivered either by hand or by any other suitable means.

If after reasonable efforts the Responsible Person cannot be notified during the Period of the Event that he/she has received a Yellow Warning Card, the Person Responsible must be notified in writing within fourteen (14) days of the Event. Should the same Person Responsible receive one (1) more Yellow Warning Card at the same or any other ERASA or FEI event within one year of the delivery of the first Yellow Warning Card, the Person Responsible shall be automatically suspended for a period of two (2) months after official notification from the ERASA General Manager

2.3.2 Rides held under FEI; all entries will be done via the ERASA online entry system.

2.3.3 NO dogs will be allowed at either SAIC (South African International Challenge) or at Fauresmith. Each club has the right to allow dogs or not, if dogs are allowed, they must always be on a leash and under control. Should the club not allow dogs at ride this must be clearly marked on the ride invitation. No dogs allowed in the vet area.

2.4 RIDECALENDAR

2.4.3 Club committees shall annually, before the deadline as set by the relevant PROVINCE, apply on the prescribed form to the PROVINCE to have the club ride(s) included in the official ride calendar.

2.4.4 PROVINCE committees shall submit the dates of all rides (whether under ERASA or FEI rules) to be presented by clubs affiliated during the next calendar before or on 31 August of each year to the General Manager of ERASA.

2.4.5 The general manager shall:

2.4.5.1 Consolidate all ride dates and compile a provisional ride calendar by not later than 15 September of each year.

2.4.5.2 Distribute this provisional ride calendar to all PROVINCE committees to allow them to make corrections. PROVINCE committees shall return the corrected ride calendar to the general manager by not later than 30 September of each year.

2.4.5.3 The General Manager shall now submit the provisional calendar to the Executive for approval.

2.4.5.4 After approval by the Council, the General Manager shall:

2.4.5.4.1 Submit the dates of rides that will be presented under FEI rules to the SA Equestrian Federation (for submission by them to the FEI) by the date as set by the SA Equestrian Federation.

2.4.5.4.2 Distribute the ride calendar to all members of ERASA by not later than 15 November of each year. For the purposes hereof distribution to all club secretaries will be regarded as distribution to all members.

2.4.5.5 The ride calendar (updated with any possible changes) shall also be always made available on the ERASA website.

2.4.6 The rules and time keeping system under which each ride is to be presented shall be clearly indicated on the ride calendar. The approved date and format of a ride meet may only be changed or cancelled:

2.4.6.1 With prior permission from the PROVINCE committee of the PROVINCE where the club is affiliated; and

2.4.6.2 If twenty-one (21) days' notice can be given to all members of the Association. The secretary of the PROVINCE involved shall submit all changes to the General Manager, who shall inform all club secretaries and publish the changes on the ERASA website.

2.4.7 No additional rides may be added to the ride calendar without prior approval by the Council.

2.5 COURSEHANDICAPS

2.5.3 Several factors influence the performance of riders and horses during endurance rides. These include environmental factors such as temperature, humidity, height above sea level, terrain (topography), wind and rain. As these environmental factors differ from course to course it is difficult to compare the results of rides that were held on different courses. To allow comparison a formula was developed to calculate a handicap for each course. This is done as follows:

2.5.3.1 The handicap is determined for each ride using the results of all the senior weight categories (light, standard and heavy). The results of these categories are combined (with the rider with the fastest average speed first, followed by the next fastest rider, etc.).

2.5.3.2 As an exception, for ride meets where specific distances are only presented for a specific age category (e.g. a ride over 120km presented for juniors and young riders only) a separate handicap which will only apply to that category can be calculated.

2.5.3.3 Where rides over different distances (of 80km and longer) are presented at the same ride meet, separate handicaps are calculated for each distance.

2.5.3.4 The handicap is calculated using the following formula:

$$H_1 = 23 - \frac{(S_1 + S_2 + S_3)}{3}$$

Where H_1 = Handicap for the specific year

S_1 = Average speed of the fastest rider

S_2 = $\frac{\text{Speed (1st place + 2nd place + 3rd place)}}{3}$

S_3 = $\frac{\text{Speed (1st place + 2nd place + 3rd place + 4th place + 5th place)}}{5}$

- 2.5.3.5 Environmental factors change from year to year. To allow for this, the final handicap of the ride is calculated by using the results of rides held over the past three years on the same course. The final handicap is:

$$H_f = \frac{H_1 + H_2 + H_3}{3}$$

Where H_f = Final handicap
 H_1 = Handicap of the last year/ride
 $H_2 - H_3$ = Handicaps of previous years

- 2.5.3.6 In each successive year, the latest handicap is added and the oldest handicap discarded from the calculation. Only the results for the past three consecutive calendar years will be taken into consideration; if the ride was not presented during each of these years, only the available results (for one or two years) will be used in the calculation. Previous rides (during earlier years, more than three years ago) on the same course will not be considered.
- 2.5.3.7 When a ride is presented on a new course for the first time, the handicap is calculated as soon as the results of the ride are known (the handicap is used retrospectively). After the second year an average handicap is calculated based on the results of the two years, after the third year based on the results of the first, second and third year, until statistics are available to five or more years, where after the calculations are done as explained in article 2.5.1.4 and 2.5.1.5 above.
- 2.5.3.8 If less than five riders in the combined senior category successfully complete the ride, the formula as in 2.5.1.4 is adapted as follows:

If only four riders complete the ride:

$$H_1 = 23 - \frac{(S_1 + S_2 + S_3)}{3}$$

Where H_1 = Handicap for the specific year

S_1 = average speed of the fastest rider (refer 2.5.1.1)

$$S_2 = \frac{\text{Speed (1st place + 2nd place + 3rd place)}}{3}$$

$$S_3 = \frac{\text{Speed (1st place + 2nd place + 3rd place + 4th place + 4th place)}}{5}$$

If only three riders complete the ride:

$$H_1 = 23 - \frac{(S_1 + S_2 + S_3)}{3}$$

Where H_1 = Handicap for the specific year

S_1 = average speed of the fastest rider (refer 2.5.1.1)

$$S_2 = \frac{\text{Speed (1st place + 2nd place + 3rd place)}}{3}$$

$$S_3 = \frac{\text{Speed (1st place + 2nd place + 3rd place + 3rd place + 3rd place)}}{5}$$

The speed of the rider in fourth/third place is used repetitively to compensate for the lack of a fourth and/or fifth placed rider.

- 2.5.3.9 No handicap is calculated if less than three riders in the combined senior category successfully complete the ride. This means that:

2.5.3.9.1 For a new course, where no previous handicap was calculated, there will be no handicap calculated retrospectively; and

2.5.3.9.2 For all other courses, the previous handicap will be carried over to the next season without change.

2.5.3.9.3 As an exception to the above, for rides of 160km in one day only, if less than three senior riders complete the ride, the handicap will still be calculated based on the available results (winner only or winner plus second place).

- 2.5.4 If the route of an existing course changes by more than 20%, the course will be regarded as a new course and a new handicap shall be calculated. The same applies when the number of loops of a specific ride change (i.e. from five to four or *vice versa*).
- 2.5.4.1 If the date of the ride changes more than 30 days earlier or later (60-day window) a new handicap shall be calculated.
- 2.5.5 Handicaps of all courses are published annually in the ride calendar.

2.6 CANCELLATION OF RIDES

(also see 2.4.4)

- 2.6.3 If the weather conditions deteriorate to such an extent that it becomes dangerous for riders and horses to participate in the ride (e.g. with a sudden thunderstorm), the Ride Master, in consultation with the Chief Veterinarian and the Ride Committee, can postpone all departure times until the conditions have improved on condition that no riders have already started the first loop. In extreme circumstances, where the risk for riders and horses is too big, the ride can be cancelled. Should the decision to cancel the ride be made after some riders started, the Ride Master shall see to it that these riders are informed of the decision as soon as possible (by sending an official out on the course), to allow these riders to return to the ride base on the shortest possible route.
- 2.6.4 If, after an inspection of the route and facilities, the Ride Master is of the opinion that the course holds a risk for participating in riders and horses (due to, for example, too few water points, insufficient route markers or too few officials), he can, in consultation with the Chief Veterinarian and the Ride Committee, postpone the departure times until all the identified problems have been resolved to his satisfaction. No riders may depart until such time as the Ride Master has given permission for departure.
- 2.6.5 It must be kept in mind that endurance rides are a test of the rider's ability to compete under all circumstances. The decision to cancel a ride should therefore only be made under extreme circumstances.

2.7 CLASSIFICATION OF RIDES, NUMBER AND LENGTH OF LOOPS

- 2.7.3 Only rides where the first leg is thirty (30) kilometers and longer are regarded as endurance rides and are considered for certificates, distance awards, medals, etc.

- 2.7.3.1 Rides are further categorised as follows:

2.7.3.1.1 Non-competitive rides

- 2.7.3.1.1.1 Rides of up to 40 km, open for members and non-members of ERASA.
- 2.7.3.1.1.2 Step ladder rides, where rider/horse combinations enter non-competitively (refer Article 2.9.5).

2.7.3.1.2 Competitive National Rides (CEN)

- 2.7.3.1.2.1 CEN 3 Star. All rides of:
- 2.7.3.1.2.1.1 140 – 160 km in one day; or
- 2.7.3.1.2.1.2 90 – 100 km per day over 2 days; or
- 2.7.3.1.2.1.3 70 – 80 km per day over 3 days or more.

2.7.3.1.2.2 CEN 2 Star. All rides of:

2.7.3.1.2.2.1 120 – 139 km in one day; or

2.7.3.1.2.2.2 70 – 89 km per day over two days.

2.7.3.1.2.3 CEN 1 Star. All rides between 80 km and 119 km in one day.

2.7.3.1.2.4 National Championship rides. The format and/or star level will be decided on by Council.

2.7.3.2 Ride committees may, at the same ride meet, present a ride of 80km and a longer ride, or two rides of 80km on successive days (where riders enter each day separately). All rides of 80km and longer presented at such a ride meet will be considered as qualifying rides for participation in the Fauresmith 200 National Championships, and also as qualifying rides for inclusion in the short list of the National or Federation team to be selected for the team competition that coincides with the Fauresmith 200 National Championships. Rides of longer than 80km over more than one day (where riders do not enter each day separately) will be regarded as a single qualifying ride.

2.7.4 Number and length of loops

2.7.4.1 For all rides of up to and including 119km no loop shall be longer than forty (40) km or shorter than ten (10) km.

2.7.4.1.1 For rides shorter than 99km:

2.7.4.1.1.1 Rides of distances up to and including 40km in a single day shall be decided over at least one loop but may be split into more than one loop.

2.7.4.1.1.2 Rides of distances of 41km to 70km in a single day shall be decided over at least two loops (i.e. one check point and a finish) but may be split into more than two loops.

2.7.4.1.1.3 Rides of distances from 71km to 99km in a single day shall be decided over at least three loops (i.e. two check points and a finish) but may be split into **more** than three loops.

2.7.4.1.1.3.1 This rule remains in force, even if these rides form part of/are presented over the same course as longer rides. The same principle also applies should a horse participate in more than one ride on the same day; should the total distance to be completed on the day fall within the distances stated in article 2.7.2.1.1.2 or 2.7.2.1.1.3, the distance has to be split into the minimum number of loops as prescribed in these articles.

2.7.4.1.1.3.2 If a club intends to present a ride under step ladder rules over longer distances, the course shall be planned in such a way that riders who wish to stop the step ladder (refer article 2.9.5) after a distance of between 80 – 99 km will have completed at least three loops.

2.7.4.1.2 All rides between 100 and 119 km in one day shall be decided

over a minimum of four loops (i.e. three check points and a finish).

2.7.4.2 For rides of 120km and longer in one day, no loop shall be longer than forty (40) km, and no loop should be shorter than twenty (20) km.

2.7.4.2.1 All rides between 120 km and 139 km in one day shall be decided over a minimum of four loops (i.e. three check points and a finish).

2.7.4.2.2 All rides of 140 km to **160** km (or slightly longer) shall be decided over a minimum of six loops (i.e. five check points and a finish). (This can be reduced to five phases at the request of the ride committee, subject to agreement by the Chief Veterinarian who will be officiating at the ride and approval by the ERASA Executive)

2.8 ROUTE AND MARKING OF COURSES

2.8.1 Design of and changes to courses

2.8.1.1 The Ride Committee should design a technically challenging course (within the limits provided by the terrain and usual weather conditions at the time of year), including changes in footing that will test the stamina and riding skills of the combination, but not compromise the welfare of the horse.

2.8.1.2 The course should include naturally occurring or manmade features such as (but not exclusive to) tracks, ditches, steep climbs, descents and water crossings that add technically challenging factors including, but not limited to footing, terrain, altitude, direction and speed. As far as possible those technical challenges must be left in their natural state. If necessary, they should be reinforced so that they remain in the same state throughout the competition.

2.8.1.3 The course should not contain more than 10% hard surface roads (intended for vehicular use).

2.8.1.4 The more demanding part of the course should be earlier in the ride.

2.8.1.5 The distance of the phases shall be determined by the OC and must be published in the ERASA ride calendar.

2.8.1.6 The finish must be long and wide enough to enable several horses to finish at speed without interfering with each other and must provide sufficient run-out to allow riders to safely come to a stop after crossing the finishing line in any potential sprint or gallop. It must be situated as close to the veterinary examination area as possible.

2.8.1.7 All new courses have to be inspected and measured prior to use by the PROVINCE ride master. The same applies when existing courses are changed.

2.8.2 Riders shall follow the prescribed route and report at each check point on the route. If a rider deviates from the route:

2.8.2.1 He/she shall return to the point where the mistake was made and follow the laid down route from there on. Time lost because of returning to the point of error will not be compensated for.

2.8.2.2 As alternative, where it is practically not possible for the rider to return to the point of error, the ride master can allow the rider to complete the same distance as was lost as a result of the error by following an alternative route over similar terrain as part of the next loop of the ride. If this option is used, the rider cannot be placed in his category, and only recognition for the fact that he/she completed the ride

can be given. The rider should also not be considered for the best conditioned horse award.

2.8.2.3 The rider shall be disqualified if neither of the above two options is followed.

2.8.3 The safety of riders and horses should be the first concern with the design and marking of courses. It should always be possible for a rider who does not know the course at all, to complete the ride without finding himself in a situation where he does not know what is expected of him, or where he should go.

2.8.3.1 Directional markers

2.8.3.1.1 Directional markers shall be placed approximately 5km apart all along the route. Markers shall be placed closer to one another if the terrain warrants this. The ride master doing duty at the ride can, after inspection of the course, require that additional directional markers are placed to ensure that there will be no uncertainty with the riders regarding the route.

2.8.3.1.2 Directional markers should also be placed at each point where the route turns, as well as at each point where riders could possibly get lost. Confirmatory arrows should also be placed after each turn so riders can be sure that they are on the right route.

2.8.3.1.3 Directional markers shall be placed in such a way that they are clearly visible and not hidden behind vegetation.

2.8.3.1.4 Directional markers shall be made of durable material and shall be minimum A4 in size. The background shall be white, and the arrows (at least 50mm wide) shall fill the entire directional marker. Dots (of at least 25mm in diameter) must be printed on or next to all arrows (please refer to the examples that follow below) to allow colour blind riders to complete the loops in the correct order – one dot for the first loop, two for the second loop, etc.

2.8.3.1.5 Where circumstances necessitate, arrows can be painted on other backgrounds (such as rocks, walls or gate posts), These arrows shall be of the same minimum dimensions, and dots must be printed on or next to these to indicate the order of the loops. The Ride Committee can also, after consultation with the ride master, use alternative methods (such as arrows or lines made with lime on the ground), on condition that the course will be marked in such a way that riders will not get lost.

2.8.3.1.6 The colours to be used for directional markers on a cloverleaf course of 99km or shorter (with three loops) are as follows:

- Loop 1: Blue with one dot
- Loop 2: Yellow with two dots
- Loop 3: Red with three dots

2.8.3.1.7 The decision on the colours to be used for directional markers on courses longer than 99 km is left to the discretion of the Ride Committee.

2.8.1.3.8 Continuous courses can be marked in a single colour.

2.8.3.2 Distance markers

2.8.3.2.1 Distance markers shall be made of the same material and be of the same format as directional markers. The background should be white, and the numbers (in black) must fill the entire marker.

2.8.3.2.2 Distance markers shall be placed approximately 5km apart (starting at the departure point) along the entire route.

2.8.3.3 Water points

2.8.3.3.1 Water points shall be placed/made available approximately 5 km apart all along the route. At each water point there shall be sufficient drinking troughs and space to prevent horses queuing up. Water troughs shall be clean and free of sharp edges. The ride master doing duty at the ride must oversee that sufficient water is provided and may, after inspection of the course, require that additional water points are placed/made available.

2.8.3.3.2 A marker (black "W" against a white background, made from the same material and of the same format as directional signs) shall be placed 50m before each water point.

2.8.3.3.3 Water points that are not a natural source with plenty of water or continuously replenished by running water, shall be replenished on a regular basis to prevent them running dry. Water shall be clean and drinkable.

2.8.3.3.4 As far as possible clean drinking water should be available for the riders at each water point; if not at every water point, at least every 15km.

2.8.4 If rides are ridden at night (either completely or in part), all markers used should reflect light. In addition to these markers' lights and/or fires (manned at all times, and only if these can be used without risk) and/or Lumi sticks and/or competent and reliable course officials shall be used.


2.8.5 All gates on the route shall be unlocked before the start of the ride. If they cannot be left open for the duration of the ride, they must be always manned. Time lost when riders must open gates themselves, or for the removal of other obstacles, will however not be compensated for.

2.8.6 Obstacles and dangerous points on the route (such as, for example, places where water must be crossed, ant bear holes, steep downhill sections, or ditches) are part of the difficulty of the course. These points should be clearly marked (if possible) to prevent accidents and also be indicated on the route map.


2.8.7 A manned control point shall be established at all places on the course where there is a big risk that riders could lose their way (despite directional markers), or where it is possible for riders to take a short cut. Some form of control shall be exercised to ascertain that all riders pass these points. This should be done in a practical way (i.e. by writing down the numbers of riders as they pass the point, or by riders handing in coloured tags/elastic bands that were issued to them before departure on the loop, or by use of a video camera). All riders must be approached in the exact same manner at these control points to ensure that no rider is disadvantaged.

2.8.8 A map of the entire route (minimum A3 size) shall be on display at a central point in the departure area. If possible, a map of 1:50 000 displaying the route should also be on display at the ride base. The route map shall clearly indicate the following:


- 2.8.8.1 The distance (to the first decimal) of each loop, as well as the total distance of the course.
- 2.8.8.2 Water points, with the distance between them indicated to the nearest kilometer.
- 2.8.8.3 Dangerous areas that riders should be aware of, such as railroads, ditches, rocky patches, etc.
- 2.8.8.4 The colour of the distance markers used on each loop.
- 2.8.9 Where applicable the handicap of the course, the maximum completion time and the qualifying time (for team selection) for the course for the current season shall also be displayed at a central point.
- 2.8.10 **Ride briefing.** A ride briefing shall be held on the day/night before the ride. It is expected of all riders to attend this briefing. During the briefing:
 - 2.8.10.1 Important aspects of the route, such as dangerous areas, as well as the length and colour of markers of each loop shall be highlighted.
 - 2.8.10.2 The handicap of the course, the maximum completion time and the qualifying time (for team selection) for the course for the current season shall be mentioned.
 - 2.8.10.3 Cut-off times/closure times of check points (if applicable) shall be emphasised.
 - 2.8.10.4 All aspects unique to the ride must be pointed out.
 - 2.8.10.5 The ride master shall emphasis important rules (especially those that are often transgressed as a result of lack of knowledge).
- 2.8.11 A ride program listing the main activities shall be displayed at the entry desk and at the timekeepers office.



EXAMPLE OF ROUTE MARKER – THIRD LOOP



EXAMPLE OF ROUTE MARKER – THIRD LOOP



EXAMPLE OF ROUTE MARKER – THIRD LOOP

2.9 ENTRIES

- 2.9.1 Riders should inform the ride committee of club and PROVINCE rides beforehand if they intend to enter for a specific ride, to assist the ride committee in planning.
- 2.9.2 All rider/horse combinations that participate in a ride meet should be entered for the ride and are subject to the rules of ERASA. Rider/horse combinations that are not entered for the ride are not allowed on the course of the ride.
 - 2.9.2.1 The rider/person responsible shall complete and sign the prescribed entry form (see Appendix A) prior to the ride.
 - 2.9.2.2 Day riders (or the person responsible) shall also complete and sign the "Indemnity, voluntary acceptance of risk, consent to testing for prohibited substances and emergency veterinary/ medical treatment" document (see Appendix B) prior to the ride.
- 2.9.2 All rider/horse combinations that participate in a ride meet should be entered for the ride and are subject to the rules of ERASA. The rider/person responsible shall complete and sign the prescribed entry form (see Appendix A) and the "Indemnity, voluntary acceptance of risk, consent to testing for prohibited substances and emergency veterinary/medical treatment" document (see Appendix B) prior to the ride, Rider/horse combinations that are not entered for the ride are not allowed on the course of the ride.
- 2.9.3 The rider/horse combination entered for a ride may not be changed during the ride. Once started on the ride a rider may not substitute his horse, and the rider of a specific horse may not be substituted with another rider.
- 2.9.4 Riders can enter for rides of up to and including 40km, or under the step ladder rules (see article 2.9.5), or for distances of 80km and longer (as advertised by the ride committee).
 - 2.9.4.1 Rides of up to and including forty (40) km, as well as rides under the step ladder rules are regarded as non-competitive rides, and riders are only given recognition for the distance completed and are not placed.
 - 2.9.4.2 The distance for which a participant enters will always apply. Riders may not decrease or increase the distance after the start of the ride, except for riders who entered under the step ladder system (see article 2.9.5)
- 2.9.5 **Step ladder system.** The following applies to riders who enter for a ride under the step ladder system.
 - 2.9.5.1 All riders who enter for rides of 41km and longer on a novice horse SHALL enter under the step ladder system. Riders who enter for rides under ERASA rules on endurance horses have the choice of either entering under the step ladder system or for competitive rides (refer to Chapter 4 for the classification of horses).
 - 2.9.5.2 A rider entered under the step ladder system can stop the step ladder after the completion of any loop of the ride, but only after the horse was examined by the veterinary panel and found to be fit to continue, and before he/she starts on the next loop. Once the rider has started on the next loop, he has to successfully complete this loop, and the horse has to be found fit to continue by the veterinary panel, before the rider can stop the step ladder. Recognition is given for the kilometers successfully completed up to the point where the step ladder is stopped. No credit will be given for loops that were completed earlier if the last loop on which the rider started is not completed successfully.

- 2.9.5.3 Rider/horse combinations that enter under the step ladder system are seen as a separate category (and not as part of the main ride). The step ladder category is not competitive, and step ladder riders will not be placed in either the step ladder category or among riders who participated in the main ride.
 - 2.9.5.3.1 A certificate of completion is handed to step ladder riders. The riding time and speed shall be indicated on these certificates, but not the position attained by the rider/horse combination.
 - 2.9.5.3.2 In the horse passport it shall be recorded that the rider and horse completed the specific distance under the step ladder rules and the riding time and speed shall be recorded, but not the position attained by the rider/horse combination.
 - 2.9.5.3.3 The step ladder category will be listed separately on the ride results and the riding time and speed will be given, but not the position attained by the rider/horse combination.
 - 2.9.5.4 No weight or rider age categories are applicable. Riders who complete a specific distance under the step ladder system are listed as a single group in the ride results, irrespective of age or weight.
 - 2.9.5.5 Loops must be completed in the correct order (i.e. loop 1 first, then loop 2, etc.).
 - 2.9.5.6 Only one entry fee is payable, irrespective of the distance ridden.
 - 2.9.5.7 Riders must inform the timekeeper when they decide to stop the step ladder.
 - 2.9.5.8 80km or longer completed under the step ladder system at a single ride meet will be regarded as a qualifying ride for the Fauresmith 200
 - 2.9.5.9 Credit will be given in lieu of distance awards for all rides (regardless of the distance) completed under the step ladder system.
 - 2.9.5.10 Step ladder rides are not considered for the national rider and horse rankings, or for short lists for the selection of national and/or federation teams.
 - 2.9.5.11 All other rules still apply.
- 2.9.6 Aspects that apply specifically to the Fauresmith 200
- 2.9.6.1 To qualify for participation in the Fauresmith 200 national championships:
 - 2.9.6.1.1 Both rider and horse (not necessarily in combination) must successfully complete a minimum of three (3) rides of eighty (80) km or longer **OR** two (2) rides of hundred-twenty (120) km or longer during the period that starts 12 (Twelve) months preceding Fauresmith 200 national championships and ends with the last ride that was approved by Council for this purpose. This implies that each successfully completed Fauresmith 200 is a qualifying ride for the following a Fauresmith 200.
 - 2.9.6.1.2 If a rider or horse has successfully completed two Fauresmith 200 rides, one of which was within the last twenty-four (24) months, the rider or horse has to successfully complete only one (1) rides of eighty (80) km or longer during the period that starts after the previous Fauresmith 200 and ends with the last ride that will be accepted as a qualifying ride for the relevant Fauresmith 200. If the last of the two successful Fauresmith 200 rides was more than twenty-four (24) months ago, article 2.9.6.1.1 applies.

- 2.9.6.1.3 If a rider has completed 5 (five) Fauresmith 200 rides successfully, the rider automatically qualifies for Fauresmith 200.
- 2.9.6.2 Entries
- 2.9.6.2.1 Entries for the Fauresmith 200 are controlled by the coordinator of the ride who will announce the procedure and the deadline for entries annually, at least three months before the ride. Riders who do not adhere to this procedure will not be allowed to participate in the Fauresmith 200.
- 2.9.6.2.2 If a rider decides to withdraw his/her horse, irrespective of the reason, the original horse can be substituted with another horse, on condition that the second horse has completed the required three (3) qualifying rides. The Ride Committee of the Fauresmith 200 shall be informed of such a substitution prior to the event.
- 2.9.6.2.3 Horses can be withdrawn after having been entered. Should a horse be withdrawn not later than fourteen (14) days before the start of the ride, article 2.13.2 applies (but only if proof can be submitted that the rider and/or the horse was injured/is ill). No refund will be made if the horse is withdrawn less than fourteen (14) days before the ride.
- 2.9.6.2.4 No refund will be made if horses are eliminated at or after the pre-ride examination, or when riders are disqualified.
- 2.9.6.3 Riders wishing to stop during Fauresmith event
The following applies specifically to riders wishing to "STOP" during the Fauresmith event and still qualify for kilometer recognition
- 2.9.6.3.1 All ERASA rules for qualifying for Fauresmith will still apply
- 2.9.6.3.2 Rider enters for the entire competition and no refund will be given of any entry fees should rider stop at any point.
- 2.9.6.3.3 Rider may request to STOP once the veterinary panel has found the horse fit to Continue and before they start the next leg.
- 2.9.6.3.4 If the rider starts the next leg they must complete the leg and can stop once the Veterinary panel has found the horse fit to continue.
- 2.9.6.3.5 Recognition is given for the kilometers successfully completed, should a leg not be completed successfully no recognition will be given for previous legs completed.
- 2.9.6.3.6 Rider/horse combinations who do not successfully complete the full Fauresmith Will not be placed in any position – the category will reflect as a stepladder and A certificate of completion will be given showing the distance and time ridden. This will not be seen as a successful completion of Fauresmith.
- 2.9.6.3.7 The rider logbook and the horse passport will reflect the completed distance.
- 2.9.6.3.8 The category will reflect separately on the results for Fauresmith
- 2.9.6.3.9 Riders must inform the timekeepers they wish to STOP, and the rider must sign The vet card in full. When a child rider STOPS the parents/guardians must sign In full. Once the rider has made the decision to STOP they may not resume the ride.
- 2.9.6.3.10 When a rider does not complete the full distance of the Fauresmith event this will Not be seen as a qualifying ride for the following Fauresmith
- 2.9.6.3.11 The completed distance will however count towards kilometer recognition
- 2.9.6.3.12 The completed distance and time will NOT be recognised for qualifying criteria For team shortlists or for rankings for both rider and horse.

2.10 START AND STARTING TIMES

- 2.10.1 Riders shall start and end each ride mounted. They may dismount and lead their horses at any time during the ride. Riders do not have to start the second or following loops of the ride mounted, and neither do they have to be mounted at the end of any loop (other than the last loop). Riders who enter under the step ladder rules only have to be mounted when they complete the last loop of the distance for which they entered (these riders can lead their horses in after, for example, the second loop of a ride and then decide to stop the step ladder).
- 2.10.2 Starting times, One of the following approaches (at the discretion of the ride committee) shall be applied at all rides:
- 2.10.2.1 Draw of starting times. The ride committee decides the number of riders to be allowed per departure group, and makes blank group lists available on which the maximum number of riders per group is indicated. Riders must indicate upon entry in which group they wish to start. The starting time of each group will be drawn, and no changes to the composition of the group will be allowed after this draw. The interval between groups is left to the discretion of the ride committee.
- 2.10.2.2 Mass start (if the terrain and number of entries allows this).
- 2.10.2.3 Specific arrangements applicable to the Fauresmith 200:
- 2.10.2.3.1 Starting times for day one will be determined as follows:
- 2.10.2.3.1.1 The average corrected speed of each rider/horse combination's three best qualifying rides (i.e. those qualifying rides which were completed by the rider/horse combination at the fastest corrected speed) will be calculated.
- 2.10.2.3.1.2 Rider/horse combinations will be listed in order of this average corrected speed, irrespective of category (with exclusion of child riders, which are linked to a senior rider).
- 2.10.2.3.1.3 Riders will be grouped in groups of eight based on this list (i.e., riders 1 – 8 on the list will form group 1, and riders 11 – 16 group 2, etc). The eight riders with the fastest average corrected speed will depart first.
- 2.10.2.3.1.4 Riders who want to start in a specific group (with specific other riders), can request to be linked to one another. They will depart in the starting group of the slowest rider of this linked grouping.
- 2.10.2.3.1.5 Groups will depart two minutes apart.
- 2.10.2.3.2 Starting times for day two and day three will be determined as follows:
- 2.10.2.3.2.1 Riders who completed the previous day within 30 minutes of the time of the fastest rider in the relevant category will start as follows

(take note that, for departure on day three, the accumulated time for day one and two will be used):

2.10.2.3.2.1.1 The fastest riders in all categories (excluding heavy weight riders who will depart with riders with similar times as the heavy weight rider AND excluding child riders, who are linked to seniors) will depart first as one group.

2.10.2.3.2.1.2 Thereafter riders will depart based on the time difference between the rider and the fastest rider in the relevant category. As example, if the fastest rider completed day one in 3:02:05, and Rider A's time was 3:05:32, than Rider A will depart exactly 3 minutes and 27 seconds after the frontrunner. These riders start individually, and not in groups.

2.10.2.3.2.1.3 Riders in this section cannot request to be linked to other riders.

2.10.2.3.2.2 Riders who finished the previous day more than 30 minutes slower than the fastest rider in the relevant category will be grouped as follows:

2.10.2.3.2.2.1 A list will be compiled listing all riders, irrespective of category (once again, child riders excluded, as they remain linked to a senior), in order of time/speed of the previous day(s).

2.10.2.3.2.2.2 Riders are grouped in groups of ten, based on this list (i.e. riders 1 – 10 form group 1, and riders 11 – 20 group 2, etc).

2.10.2.3.2.2.3 Groups depart two minutes apart.

2.10.2.3.2.2.4 Riders in this section who want to ride with specific other riders can request to be linked to one another. They will depart in the starting group of the slowest rider of this linked grouping.

2.10.3 If the riders participating in a specific ride are divided into departure groups based on age and weight (e.g. all the heavy weight riders in one group, the junior/young riders in another, the light weight riders in another and the standard weight riders in yet another group):

2.10.3.1 Are riders not allowed, under any circumstances, to transfer to another departure group (as this would prevent other riders in the same group from knowing who their competition is); and

2.10.3.2 Are competitive riders not allowed to depart with the step ladder riders or day riders (step ladder riders and day riders are however allowed to depart in the same group with competitive riders, if special circumstances exist and with permission from the ride master allows).

2.10.4 If a rider arrives late at a club or PROVINCE ride it is up to the ride committee whether the rider shall be allowed to participate in the ride or not.

2.10.4.1 At the beginning of the ride, riders entered in a competitive category may not start later than 15 minutes after the official starting time (they can however be allowed to change their entry to the step ladder category).

2.10.4.2 Delays in beginning the ride for riders entered for the step ladder and day rider categories are to be dealt with at the discretion of the ride committee who should base its decision on factors such as the distance the rider wishes to enter for enters and the type of course

(cloverleaf or not). Riders with fresh horses shall not be allowed to depart with the other horses on the second or later loops of a ride.

2.10.5 It is the sole responsibility of the rider to ensure that he/she arrives at the departure point on time (both at the beginning of the ride and at the start of each loop). Riders should arrive at the departure point at least three minutes before they are to depart. Riders may not depart before the timekeeper/ starter has given permission to do so.

2.10.5.1 The starting time of any rider who does not present himself/herself on time for start is recorded as if they had started on time. Should a rider be responsible for his own late start, for whatever reason (including when a senior has to wait for a child rider, or vice versa), the lost time will not be compensated for.

2.10.5.2 Lost time will be compensated for when:

2.10.5.2.1 The late departure is the result of an error in time keeping; and

2.10.5.2.2 The late departure is the result of horses queuing up at the veterinary inspection area.

2.11 CHECK POINTS, VETERINARY EXAMINATIONS, TIME KEEPING

2.11.1 The Compulsory hold time keeping system (traditional ERASA time keeping system)

2.11.1.1 Riding time for each loop starts when the timekeeper/starter gives the signal allowing the rider to depart and stops when the horse arrives at the check point. Time is stopped either when the nose of the horse crosses the finish line, or, if transponders are used, when the rider's transponder is read by the system. Riders (or helpers) shall collect a timecard from the time keepers after arrival.

2.11.1.2 The rider must present his/her horse to the veterinary panel for an examination within twenty (20) minutes after arrival at the check point (at the end of each loop, and at the end of the ride). It is the sole responsibility of the rider to ensure that the horse is presented within the required twenty (20) minutes after arrival at the check point. Horses that are not presented within the period of twenty minutes after arrival will be disqualified. Riders shall submit both the vet card and the timecard when the horses are presented for the veterinary examination.

2.11.1.3 A rider may present the horse before the compulsory rest period of twenty minutes has lapsed. Should the pulse rate not be within the allowed limit, the rider will be asked to leave the veterinary area and to present his horse for a second time. The rider **MUST** present the horse for a second time. There is no minimum period which has to lapse before the horse is presented for the second time; the only condition is that the horse must be presented again before the allowed twenty (20) minutes after arrival at the check point has lapsed. Should the pulse rate still be too high at the re-inspection, the horse will be eliminated. This does not apply at the end of the ride; when the horse is presented at the end of the ride, and the pulse rate is found to be too high, the horse will be eliminated (even if the twenty (20) minutes after arrival have not lapsed) and will not be given a second chance.

2.11.1.4 When the horse arrives at the veterinary area, a steward must confirm that the horse is presented on time. The rider and horse then move into a waiting area, from where they will be called by the veterinarians (or a steward) to present the horse.

2.11.1.5 After the horse was examined by the veterinarian, and if he/she is satisfied that the horse is fit to continue with the ride, the veterinarian will complete and sign the vet card and will also sign the timecard(s).

2.11.1.6 The rider shall depart forty-five minutes after arrival at the check point. Any time longer than 45 minutes will be regarded as riding time.

2.11.1.7 Maximum pulse rates applicable to the **compulsory hold** time keeping system:

2.11.1.7.1 **For rides of 99km** and shorter in one day the pulse rate of horses may not exceed 64 beats per minute (this applies to all check points during the ride.)

2.11.1.7.2 **For rides of 100km** or longer in one day the pulse rate of horses may not exceed 64 beats per minute (this applies to all check points during the ride).

2.11.1.7.3 At the Fauresmith 200 the pulse rate of horses may not exceed 64 beats per minute (this applies to all check points on each day of the ride)

2.11.2 Gate time keeping system

2.11.2.1 Riding time for each loop starts when the time keeper/starter gives the signal allowing the rider to depart. Arrival time at the check point is recorded by the time keeper (either by writing it down, or by recording it electronically). Riding time is not stopped at this stage.

2.11.2.2 The rider moves into the veterinary area as soon as the rider is of the opinion that the horse is ready to be examined by the veterinary panel. His "Time In" is recorded on the time card/ electronically. At this stage the pulse rate of the horse has to be below the allowed maximum (see below). Riding time is now stopped and the holding time started. The ride committee should consult with the chief veterinarian who will be doing duty at the ride prior to the event to discuss the holding time which is to be applied after each loop. All riders have to be informed of the holding times; this should be done by both publishing the information in the ride program and by displaying it at the time keepers office. In principle:

2.11.2.2.1 There shall be at least one hold no shorter than 40 minutes.

2.11.2.2.2 The hold for all loops must meet a minimum ratio of 1 minute per 1 km, i.e.: following a 35 km loop, a minimum hold time of 35 minutes.

2.11.2.2.3 The maximum scheduled hold time for a single hold in a one-day event shall be 60 minutes, and in 3-Star or above events there shall be at least one hold of at least 50 minutes.

2.11.2.2.4 Hold times in vet gates requiring compulsory re-inspections must be a minimum of 40 minutes.

2.11.2.3 Horses shall be presented within the laid down maximum presentation times. When horses are presented too late, elimination will follow. Riders shall bring both the vet card and time card(s) along.

2.11.2.4 At all rides presented under the gate time-keeping system rules, the maximum allowed pulse rate of horses is 64 beats per minute, no longer than fifteen (15 minutes) after the rider/ horse arrived at the vet gate (checkpoint). At the last inspection (on completion of the last loop of the ride), the maximum allowed pulse rate is 64 beats per minute, no longer than twenty (20) minutes after arrival.

2.11.2.5 The ride committee is free to make use of officials to check the pulse rate of horses as soon as the horse is led into the veterinary area by the rider, to so ensure that the pulse is below the allowed maximum. This is optional and not compulsory. Should the official find that the pulse is above the allowed maximum, the horse shall immediately be taken to the first available veterinarian who shall also check the pulse rate.

2.11.2.6 When the horse is presented to a veterinarian for examination, the veterinarian shall first check the pulse rate (this still applies if the pulse rate was checked by an official when the horse entered the veterinary area). Should the pulse rate be below the allowed maximum, the veterinarian will continue with the examination (as prescribed). Should the pulse rate be too high, the rider will be asked to leave the veterinary area (at the entrance) and the time

keeper will re-activate the rider's riding time. The rider HAS to present the horse for a second time. There is no minimum period which has to lapse before the horse is presented for the second time; the only condition is that the horse has to be presented again before the allowed maximum time has lapsed (see above). Should the pulse rate still be too high at the re-inspection, the horse will be eliminated. This does not apply at the end of the ride; when the horse is presented at the end of the ride, and the pulse rate is found to be too high, the horse will be eliminated (even if the allowed maximum time has not lapsed) and will not be given a second chance.

2.11.2.7 After the horse was examined by the veterinarian, and if he/she is satisfied that the horse is fit to continue with the ride, the veterinarian will complete and sign the vet card, and will also sign the timecard(s). The rider must hand the vet card and timecard in at the exit to the veterinary area.

2.11.2.8 The veterinarian can at any time request that the horse be presented for a second examination (not less than fifteen (15) minutes prior to the horse's departure on the next loop). At longer rides there will be compulsory re-examinations (also known as "recovery inspections") at the end of certain loops (these will be announced beforehand).

2.11.3 The following applies to both systems:

2.11.3.1 At all rides the veterinary area has to be demarcated clearly (with tape or ropes) with a separate entrance and exit. The area has to be large enough to allow for a smooth flow through the area. Lanes in the area shall be demarcated by means of lime. It is recommended that the entrance to the area should be in the middle, with exits on one or both sides.

2.11.3.2 Vet cards

2.11.3.2.1 Each rider shall be handed a vet card upon entry.

2.11.3.2.2 Vet cards shall be colour coded (either by printing the vet card on coloured cardboard, or by attaching a coloured sticker to the vet card.

- Entries for rides of 30 – 40 km in one loop: Blue
- Step ladder entries: Yellow
- Entries for competitive rides of 80 – 90km in three loops: Red
- Entries for competitive rides of 120 – 130km: Green
- Entries for competitive rides of 160km: White
-

2.11.3.2.3 The rider shall submit the vet card to the veterinarian at each veterinary inspection to allow the veterinarian to record his findings on the card.

2.11.3.2.4 Should the rider lose his/her vet card during the ride, or when the vet card is damaged to such an extent that it can no longer be used, he/she will not be disqualified. A new vet card shall be issued by the ride committee to the rider. Should the original vet card not be handed in (with the new one) before or at the end of the ride, the horse will not be considered for the best conditioned horse award.

2.11.3.3 Horses shall be presented on a halter (not a bridle) and without the saddle.

- Stallions that are difficult to handle may be presented with a stallion halter or bridle (on condition that the bridle and bit should not hamper the examination).
- All equipment (such as pulse rate monitors and brushing boots, etc) shall be removed before the horse is taken into the veterinary area. If the chief veterinarian gave prior permission for the use of a bandage (refer Article 4.7.2), the bandage only has to be removed if specifically so requested by a member of the veterinary panel.
- Where horses are ridden barefoot, but with hoof boots, it is up to the rider to decide whether to present with or without the hoof boots. Should the horse be presented with the hoof boots, the veterinarian shall not request for the boots to be removed.
- Horses may be presented covered with a blanket, but the blanket shall be removed on request of the veterinarian.

2.11.3.4 When riders/grooms have passed the point where riding time is stopped, they must proceed with the horse at a reasonable pace showing constant forward motion.

2.11.3.4.1 Should there be other horses waiting to be examined, riders/grooms will adhere to the instructions of the official doing duty at this point.

2.11.3.4.2 Any attempt to delay the assessment of a horse's heart rate after riding time was stopped will be subject to a time penalty. Such time penalty to be added to the riding time, thereby delaying that combinations start on the next phase. The penalty time added should represent as closely as possible the time of the delay of presentation.

2.11.3.4.3 The responsibility to present the horse for heart rate assessment as quickly as possible rests solely on the person accompanying the horse.

2.11.3.4.4 The ride master or a senior official doing duty in the veterinary area shall request a member of the veterinary panel to undertake immediate assessment of the heart rate of any horse which the ride master/senior official believes to be intentionally avoiding the timely presentation of the horse to the line veterinarian.

2.11.3.5 The rider and two helpers are allowed to accompany the horse at the veterinary examination. The rider shall be present; if not, there has to be a valid reason for his/her absence. Should the rider be a member of an official team, the team manager, coach or team veterinarian is also allowed to accompany the rider (in addition to the helpers already mentioned). All persons entering the veterinary area shall wear proper shoes, and no-one is allowed into the veterinary area barefoot or whilst wearing slops or sandals.

INTERIM RULE CHANGE : Due to COVID-19 only 1 groom/assistant allowed with the Ride in vet area.

2.11.3.6 Only horses being examined/waiting to be examined are allowed to enter the veterinary area. As soon as the examination is completed, the horse shall be removed from the veterinary area (with the proviso that, where horses are riding together, any one of the horses is allowed to wait until the examination on the other horse has also been completed).

- 2.11.3.7 Should a horse stand to be eliminated:
- 2.11.3.7.1 On heart rate, a second veterinarian must immediately confirm that the horse's heart rate is above the parameter defined in the rules.
- 2.11.3.7.2 For metabolic status, soft tissue injuries or other reasons (except irregularity of gait), a review by a panel of three veterinarians is required, who will, by secret individual vote for a pass or fail, communicate their vote directly to the ride master or senior official appointed by the ride master.
- 2.11.3.7.3 For irregularity of gait:
- At any inspection during the ride, a horse with an irregularity of gait shall be eliminated. The irregularity of gait must be:
 - Consistently observable at the trot; and
 - Observable through evaluation by trotting the horse on a loose lead in hand straight out and back, without prior flexion or deep palpation; and
 - Observed to cause pain, or threaten the immediate ability of the horse to safely perform athletically.
 - The inspection must be run on a flat firm surface.
 - If, after having once trotted the horse, the observing Veterinarian questions the horse's fitness to continue, the horse's gait will be reviewed by a panel of three veterinarians.
 - The panel will, by secret individual vote, opt for a pass or fail and communicate their vote directly to the ride master or a senior official appointed by the ride master.
 - Any of the three veterinarians can call for a further trot up prior to voting if they so wish, giving the horse and Athlete the benefit of the doubt, and will communicate that request to the ride master or senior official appointed by the ride master, who will request the horse be trotted again.
 - The ultimate decision based upon the majority vote from the three veterinarians, independent and without discussion, will then be final.
 - If the panel is still unable to conclude based upon 3 attempts (one by the original examining veterinarian and twice by the panel) that the horse is fit to continue, whether it is because of a presentation failure or according to veterinary criteria, the horse will be eliminated.
- 2.11.3.8 If three veterinarians are not available, two veterinarians shall vote independently, and the horse will be given the benefit of the doubt should there not be a unanimous result.
- 2.11.3.9 If the rider (or parents/guardian, in the case of a child rider) accepts the opinion of the first veterinarian, a second opinion or a panel vote will not be required. If this is the case, the rider shall sign the vet card next to the reason for elimination as recorded on the vet card by the veterinarian.

- 2.11.3.10 Riders do not have the right to appeal decisions made by the veterinary panel. Veterinarians will not become involved in arguments with riders, owners or helpers. All dissatisfied riders, owners and helpers shall address their complaints to the ride master to so allow the veterinarians to continue with their work.

2.12 BEHAVIOUR ON THE COURSE

- 2.12.1 Riders shall go slower and/or stop at the request of:

2.12.1.1 The course veterinarian (who shall be clearly identifiable as such), to so allow him to check that the horse is fit to continue with the ride. The course veterinarian shall position himself somewhere on the course where most riders will ride at a trot anyway.

2.12.1.2 A course steward (who shall be clearly identifiable as such), in the case of problems on course which require riders to reduce speed for their or their horse's safety.

- 2.12.2 It is expected of riders to allow faster riders to pass them on the track. Willful hindrance of other riders will lead to disqualification.

- 2.12.3 Outside assistance

- 2.12.3.1 The following outside assistance is allowed:

2.12.3.1.1 At places along the route which have been indicated as "grooming points" or "viewing points" by the ride committee. Here grooms are allowed to assist the rider and horse (by, for example, providing food and water, rinsing down the horse, adjusting tack, etc) or viewing the horses.

2.12.3.1.2 At the ride base the rider can be assisted with the care of his/her horse before starting and after completion of a loop.

2.12.3.1.3 When a rider falls, or when a horse that was being led comes loose, the rider may be assisted in catching his horse. The rider and horse have to return to the place where they were separated from one another, and shall follow the prescribed route from there on. If both the rider and horse (without help) followed the prescribed route to a point where they get to each other, the route can be followed from this point on.

2.12.3.1.4 Should a horse loose a shoe, a farrier or other person nominated by the rider/owner/groom (with prior permission from the ride master) may go out onto the course to replace the shoe.

2.12.3.1.5 Riders are allowed to use cellular phones on the course (but not whilst mounted), and are also allowed to use Global Positioning Systems (GPS) during the ride.

2.12.3.1.6 In cases where there is uncertainty on whether outside assistance was allowable, the disciplinary committee will have the final say, and there will be no appeal against their decision.

- 2.12.3.2 The following outside assistance is not allowed:

2.12.3.2.1 Being followed, preceded or accompanied on any part of the course or immediate adjacent track or road by any vehicle, bicycle, pedestrian or a rider on horseback not in the competition (notwithstanding article 2.12.3.1), except if permission for this was granted by the ride master in case of emergency, or where a ride official was instructed by the ride master to accompany the rider/horse for safety reasons (especially during night time).

- 2.12.3.2.2 At no stage of the ride may a horse or rider be loaded onto a vehicle, except if they were disqualified, or decided to retire. Should a rider fall off his horse and the horse runs off, a helper (or fellow rider) may lead the horse back to the rider, but not transport the rider to the horse, or the horse to the rider.
- 2.12.3.2.3 Providing aid on any part of the course not specifically designated for such aid.
- 2.12.3.2.4 Accepting aid on any part of the course by someone not authorised to provide it.
- 2.12.3.2.5 A third party encouraging a horse to trot in a vet gate (other than encouraging the horse to start trotting). As an exception to this rule, novice horses (entered under the step ladder rules) may be encouraged to trot for the entire distance of the trotting lane.
- 2.12.3.2.6 Someone on course encouraging the horse(s) to move on by any means whatsoever.
- 2.12.3.2.7 Cutting wire fences, or altering a part of an enclosure on or within the course so as to clear a way or to cut down trees or eliminate challenges or alter technical aspects of the course.
- 2.12.3.2.8 Accepting any intervention by a third party, whether solicited or not, with the object of giving advantage to the rider or their horse.

2.13 NON-COMPLETION

- 2.13.1 Terminology. When riders do not complete a ride the following terminology shall be used on vet cards, as well as in horse passports and rider log books:
 - 2.13.1.1 Disqualified (D). When a rider's participation is terminated as a result of the transgression of one of the general rules under which the ride is presented.
 - 2.13.1.2 Eliminated (E). When the veterinary panel is of the opinion that a horse is not fit to continue with the ride (also applicable at the end of a ride, where the principle is applied that the horse should be fit to continue should there have been another loop).
 - 2.13.1.3 Retired (R). When a rider (who started the ride) decides not to carry on with the ride, even though the horse was found fit to continue.
 - 2.13.1.4 Withdrawn (X) When a horse is withdrawn by the rider before starting on the first loop.
 - 2.13.1.5 Stopped Step Ladder (TL). When a rider, who is entered under the step ladder rules decides not to continue after completing a loop, after the horse was examined and found fit to continue by the veterinary panel, and before departing on the next loop. When a rider decides to stop the step ladder, it must be noted on the vet card and the rider (or parent/guardian) responsible shall sign next to this entry. The decision cannot be revoked.
- 2.13.2 Should a rider withdraw or the horse be eliminated after entering for a ride, but before starting on the first loop, the entry fee minus all levies (i.e. levies payable to ERASA, the relevant PROVINCE and the veterinary panel doing duty at the ride), and minus a further 25% administration fee (which is retained by the club) shall be refunded to the rider (stabling fees and meal fees are not refunded).
- 2.13.3 Should a rider withdraw or the horse be eliminated before starting on the first loop at club or PROVINCE rides, the rider can enter another horse for the ride, on condition that the second horse meets all the qualifying criteria applicable to the ride (if any). No additional payment will

be payable to the club, and no refund will be made to the rider.

2.13.4 Should a rider withdraw before starting on the first loop of club or PROVINCE rides, the same horse can be entered with another rider. The Ride Master and timekeeper shall be informed of this.

2.13.5 A rider can retire.

2.13.5.1 Whilst riding out on the course. The horse shall be taken back to the ride base and shall be presented to the veterinary panel within twenty (20) minutes after arrival at the ride base.

- Should the horse not satisfy the veterinary criteria (i.e. not "pass" the inspection), it will be recorded on the vet card, in the horse passport and in the rider log book that the horse was eliminated.
- Should the horse satisfy the veterinary criteria (i.e. "pass" the inspection), it will be recorded that the horse was retired.

2.13.5.2 After the horse was examined by the veterinary panel and found to be fit to continue with the ride, and before departing on the next loop.

2.13.5.3 Please note that a rider who is entered under the step ladder rules, may only stop the step ladder after the successful completion of a loop, after the horse was examined and found fit to continue by the veterinary panel and before the rider departs on the next loop. If the rider decides to turn around/not to continue after starting on the next loop, article 2.13.5.1 applies and the rider/horse will not be credited with the distance of the loops that were completed (please refer to article 2.9.5).

2.13.6 Should a rider/horse combination not complete the ride, the reason shall be clearly recorded on the vet card and the time card. The reason shall also be recorded in both the rider log book and the horse passport, and be indicated by the chief time keeper on the ride results.

2.14 MAXIMUM COMPLETION TIMES

2.14.1 Maximum completion times apply to all rides (including rides presented under the step ladder rules).

2.14.1.1 For rides of 100km and longer on one day presented under ERASA rules, the maximum completion time is to be determined by the ride committee presenting the ride prior to the ride, with as guideline that it should be based on an average actual speed of 10km per hour. The ride committee can also lay down cut-off times for specific check points, which shall be announced before the ride. Riders have to adhere to these cut-off times.

2.14.1.2 For rides of 99km or shorter on one day the maximum completion time will be determined by the ride committee presenting the ride prior to the ride, with as guideline that it should be based on an average actual speed of 8 km per hour.

2.14.1.3 For the Fauresmith 200 National Championship the maximum completion time (for all three days) is sixteen (16) hours. For other multiple day rides the maximum completion times for each day shall be determined by using the same approach as in article 2.14.1.1 and 2.14.1.2 above.

2.14.1.4 Maximum completion times are published annually in the ride calendar.

2.14.2 The ride master, in close collaboration with the chief veterinarian, may, after thorough deliberation, decide to extend the maximum completion time on the day of the ride to a

maximum of 120% of the published completion time. The qualifying time for the short list of the National or Federation team that will participate in the team competition that coincides with the National Championships at Fauresmith is not affected by this and remains unchanged. The cut-off time at a given check point may be extended in the same way. Conditions that should be considered include: extreme temperature and/or humidity, thick mist and very wet conditions. The decision may be made before or during the ride, and riders shall be informed of the change. The ride master shall explain the decision in detail in his report to Council.

2.15 CERTIFICATES AND PRIZE GIVINGS

- 2.15.1 Each rider (including day members) who successfully completes an endurance ride shall be handed a certificate of achievement. Other forms of recognition, such as rosettes and prizes (including cash prizes) are also allowed.
- 2.15.2 The actual distance of rides shall be indicated on the certificates of achievement which are handed to riders on completion of a ride. On certificates for rides of 30 km, "thirty" should be written as a word and not as a number.
- 2.15.3 The ride committee presenting the ride decides on the format and all arrangements regarding the prize giving.

2.16 SUBMISSION OF RESULTS

- 2.16.1 Ride results and all relevant documentation shall be handed in to the ERASA central office by Monday 13h00 after the ride. The following shall be included:
 - 2.16.1.1 Ride results. An electronic copy of the ride results, on the prescribed format, preferably by e- mail. This is to include the following:
 - Name of the ride
 - Date of the ride
 - Handicap of the course
 - Maximum completion time
 - Qualifying time for inclusion in the short list for the National or Federation team which will partake in the team competition that coincides with the Fauresmith 200 (if applicable)
 - Distance of each loop
 - Name, address and telephone number of:
 - Ride master who did duty at the ride
 - Chief veterinarian who did duty at the ride
 - Chief time keeper who did duty at the ride
 - Club chairman
 - Club secretary
 - Condition of the course
 - Weather conditions
 - Best conditioned horse(s)
 - Complete results for each distance and each category
 - List of all rider/horse combinations who did not complete the ride

- 2.16.1.2 Proof that the ride levies (as determined by Council from time to time) were paid to ERASA.
- 2.16.1.3 Report by the ride master who did duty at the ride (ERASA form E).
- 2.16.1.4 Report by the chief veterinarian who did duty at the ride (ERASA form M).
- 2.16.1.5 Report by the chief timekeeper who did duty at the ride (ERASA form N).
- 2.16.1.6 Should a horse have died during the ride, the prescribed report form (ERASA form D), with all relevant documentation.
- 2.16.2 Should the required documentation not reach the ERASA central office within seven (7) days after the ride, the General Manager will issue a warning to the club involved. Should the documentation not reach the central office within seven days after the warning, the club will be fined with an amount as determined by Council from time to time.
- 2.16.3 It is the responsibility of the administrative officer employed in the ERASA central office to distribute the documentation to members of Council and/or officials as required, within two weeks of receipt.
- 2.16.4 It is the responsibility of the General Manager of Council to:
- 2.16.4.1 Contact ride committees regarding problems and/or uncertainties regarding ride results, in order for these to be rectified.
- 2.16.4.2 See to it that the results are added to the ERASA ride results database.
- 2.16.4.3 See to it that the results are made available on the ERASA website.
- 2.16.5 When SA National Teams, Federation Teams or SA Development Teams participate in competitions outside South Africa, it is the responsibility of the team manager to submit the ride results to the General Manager within four weeks after the ride. The General Manager shall see to it that the results are added to the ERASA ride results database. The results shall include:
- Name of the ride
 - Date of the ride
 - Distance of the ride and of each loop
 - Best conditioned horse awards, should this have been awarded to a member of ERASA
 - Complete results (for ERASA members) for each distance and category (position, time per loop and total time; if possible also the horse's pulse rate and slip time for each loop). Please note that the ERASA membership number of each rider has to be indicated, as well as the horse's UV number if the riders participated on own horses.
 - List of all ERASA members who did not complete the ride
- 2.16.6 When ERASA members participate as individuals in competitions outside South Africa, it is the responsibility of the individual member to submit the ride results to the General Manager within four weeks after the ride (whether the rider completed the ride or not). The General Manager shall verify the results and see to it that the results are added to the ERASA ride results database. The results shall include:
- Name of the ride
 - Date of the ride
 - Distance of the ride and of each loop
 - Best conditioned horse awards, should this have been awarded to the ERASA member.
 - Complete results (position, time per loop and total time; if possible also the horse's pulse rate and slip time for each loop). Please note that the rider's ERASA membership number has to be indicated, as well as the horse's UV number if the rider participated on his own horse.

Day number / Dagnommer		Surname / Van	
Own Bib / Eie biffie (please tick / merk asb)	Yes / Ja	Nee / No	

RIDE ENTRY FORM / RIT INSKRYWINGSVORM**RIDE / RIT:** **DATE / DATUM:**

RIDER / RUITER							
Surname / Van						Weight (with saddle) Gewig (met saal)	
Name / Naam						<input type="text"/>	
Club number / Klubnommer			FEI Nr				
ID Number / nommer							
Postal address / Posadres							
	Postal Code / Poskode						
Cell number / Selfoonnr							
E-mail address / e-pos adres							
Please tick / Merk asb	Senior		Junior/Young Rider Junior/Jong Ruiters		Child Kind		
For child riders: Name and day nr of senior Vir kinderruiters: Naam en dagnr van senior							
Emergencies / Noodgevalle							
To obtain approval for emergency medical treatment and/or evacuation the following person is to be contacted: Om magtiging te verkry vir mediese noodbehandeling en/of afvoer moet die volgende persoon gekontak word:							
Name/Naam				Cell nr / Selnr:			
HORSE / PERD							
Name / naam							
UV number / nommer							
Passport number /							
FEI number / nommer							
Breed / Ras				Sex / Geslag			
Date of birth / Geboortedatum				Age in years / Ouderdom in jare			
Novice horse (tick) / Nuwelingsperd (merk)	Yes / Ja					No / Nee	
Dates of last two Equine Flu vaccinations / Datums van laaste twee inentings teen Perdegriep	1			2			
Date of last African Horse Sickness Vaccinations / Datums van laaste inentings teen Afrika Perdesiekte	AHS I			AHS II			
RIDE INFORMATION (tick) / RITINLIGTING (merk)							
ERASA non-competitive ERASA nie kompetierend	30km		40km	Step ladder / Trapleer			
					80km		120km
ERASA Competitive ERASA Kompetierend	80km				120km		160km
FEI	CEI 1*				CEI 2*		CEI 3*

DAY RIDERS - PLEASE NOTE THAT THE COMPLETION AND SIGNING OF THE INDEMNITY / VOLUNTARY ACCEPTANCE OF RISK / CONSENT TO TESTING FOR PROHIBITED SUBSTANCES AND VETERINARY AND MEDICAL TREATMENT IS A PREREQUISITE TO PARTICIPATION IN THIS RIDE

DAGRUITERS - NEEM ASSEBLIEF KENNIS DAT DIE INVUL EN ONDERTEKENING VAN DIE VRYWARING / VRYWILLIGE AANVAARDING VAN RISIKO / INSTEMMING TOT TOETSING VIR VERBODE MIDDELS EN VETERINÊRE EN MEDIESE BEHANDELING 'N VOORVEREISTE TOT DEELNAME AAN HIERDIE RIT

ENDURANCE RIDE ASSOCIATION OF SOUTH AFRICA INDEMNITY, VOLUNTARY ACCEPTANCE OF RISK, CONSENT TO TESTING FOR PROHIBITED SUBSTANCES AND EMERGENCY VETERINARY/MEDICAL TREATMENT (DAY RIDERS)

(hereinafter referred to as the "Indemnity"

I, the undersigned,

(Full names and surname)	(First Name)
(Identity Number)	(ERASA Club number)

Herewith confirm that I am aware of and understand the risks (in the broadest sense) attendant upon the sport of endurance riding. I also confirm that I accept the aforementioned risks. I confirm that I know and understand the contents of this document and that I am fully bound thereto.

1. I confirm that I have read, understand and accept the Constitution and Rules of ERASA, as amended, and that compliance with these rules is a fundamental prerequisite to participation in this Ride. I agree to abide by and adhere to the Constitution and Rules of ERASA and the specific regulations applicable to the Ride as published by the Organisers in the official programme and/or the ride information and/or any additional documents made available by the Organisers, as well as all aspects announced at the ride briefing.

2. I acknowledge and understand that neither ERASA, nor any member of the management thereof, nor the PROVINCE or the club involved nor any member, official, employee, sponsor, veterinarian and/or appointee, nor the owner of the land (hereinafter as a whole and jointly referred to as the "Indemnified Parties") will be liable or accountable, in whatever way, for any injury, death or other loss or damage to myself, my property, my family, my inheritors and successors to title which might arise from my participation in, involvement with and/or presence at the endurance ride.

3. I confirm that I herewith accept all risks attendant to the aforementioned ride in relation to any harm, injury, damage or death which might fall to my lot whilst participating or being involved in or being present at this endurance ride, including all risks (in the broadest sense) related thereto, whether foreseeable or unforeseeable.

4. I hereby indemnify and hold harmless the Indemnified Parties against any claim by me, my family my estate, my inheritors or successors to title, which could lead from my entry for, presence at, involvement and/or participation in the aforementioned endurance ride

5. I understand that the terms and conditions hereof are contractually binding and that, in signing this, I, my family, my estate, my inheritors or successors to title, cannot bring any claim of whatever nature against the Indemnified Parties, which fact I voluntarily accept.

6. I hereby also irrevocably consent to the testing of the horse which is described on my entry form for this ride, for the presence of the prohibited substances which are listed on the Equine Prohibited Substances List of the Federation Equestre Internationale (FEI), as amended, and as available on the FEI website, for purposes of doping and medication control and for the protection of horses.

6.1 I acknowledge, understand and accept that the testing will be conducted by means of blood sampling, urine sampling or any other sample that may be required on instruction of the president of the veterinary commission and/or chief veterinarian officiating at this endurance ride and that any such sample collected by the designated veterinarian at this endurance ride will be consigned to the laboratory of the National Horseracing Authority of South Africa (NHA), as a fully independent and objective institution.

6.2 I further accept that all such samples will be processed by the Laboratory of the NHA in accordance with its internal protocols and standard operating procedures.

6.3 I accept that, in the event that a sample collected from the horse which is described on my entry form for this ride tests positive for any prohibited substance which is listed on the Equine Prohibited Substances List of the FEI, I will be subject to disciplinary action taken by ERASA and that I will be liable for any costs incurred due to the analysis of the "B" sample (if the analysis of the "B" sample was requested by me in full accordance with the ERASA rules), as well as the costs of any further tests deemed necessary and requested by myself, for the completion of this matter.

6.4 I acknowledge that any sample collected during the course of this endurance ride for purposes of anti-doping and medication control of horses, as well as any equipment, apparatus, product, substance, etc confiscated as evidence at this endurance ride is regarded as the property of ERASA.

7. I also agree to accept the responsibility for any and all costs related to the veterinary treatment and/or farriery of my horse at this endurance ride, as well as for costs related for any medical treatment of myself or my under-aged child, and to settle any such account myself.

7.1 I acknowledge that the treating veterinarian has the right to administer to my horse any treatment that he/she in his/her opinion regards as essential life saving treatment and that I may not refuse such treatment and that I will pay any costs related to such treatment.

7.2 I am aware that the veterinary treatment facility does not provide 24-hour per day monitoring of patients. Should I wish to have my horse monitored 24 hours per day whilst under treatment, I will make arrangements with the treating veterinarian in this regard.

7.3 I recognise that there is some degree of risk attached to any veterinary medical or surgical procedure or treatment, and that I hereby absolve the veterinarians, supporting staff and this facility from all actions or liability, arising directly or indirectly from veterinary treatment/anesthesia/surgery. I have arranged appropriate insurance cover for any loss or damages of whatsoever nature that may arise from this, alternatively, I accept that I self-insure for any loss or damages.

7.4 I also confirm that, should I not provide the contact details for medical emergency transport on the entry form or otherwise to the Organisers, I herewith authorise and give full power to the medical staff and/or the officials of the ride to act on my behalf and that I accept full responsibility for the costs resulting from this.

8. I further confirm that, where I am the rider but not the owner of the horse, I have full authorisation to legally bind the owner of the horse to the terms and conditions as contained herein.

WHEREFORE

I hereby indemnify the Indemnified Parties as referred to above of any and all liability and responsibility whatsoever for personal injury, death, damage to goods, negligent death caused in any way, including but not limited to the negligence of the Indemnified Parties, whether passive or not, leading from my participation (or the participation of the aforementioned under-aged child) in this endurance ride.

(delete the following paragraph if it is not applicable, and initial the deletion)

I acknowledge that I sign this document as legal guardian of the under-aged child

(Full names and surname)	(First Name)
(Identity Number)	(ERASA Club number)

_____ full
I confirm that I know the content of this Indemnity and the inherent risks (in the broadest sense) attendant upon the sport of endurance riding and that I have explained these to him/her. I also confirm that I accept the aforementioned risks on his/her behalf and also confirm, by signing this Indemnity, that I am indeed the legal guardian of the aforementioned child and therefore am authorized to sign this Indemnity.

Thus done and signed on this day of 20.....

Signature of rider Signature of guardian (if applicable)

