

**Endurance Ride Association of South Africa  
Annual Financial Statements  
For the year ended 31 December 2022**



## **Endurance Ride Association of South Africa (ERASA)**

(Registration number: 124-153 NPO)

**Annual Financial Statements for the year ended 31 December 2022**

### **General Information**

---

<b>Country of incorporation and domicile</b>	South Africa
<b>Nature of business and principal activities</b>	To promote and manage endurance riding as an amateur sport amongst all population groups in South Africa
<b>Council members</b>	Gideon Keyser – President Danie Bierman – Vice President Mohamed Bhyat – Treasurer Minette Nortman-Botha - Athletes Representative: Kathy Price Moor Henk Basson Hennie Bosman Wilna Meiring Antoinette van Zyl – Eastern Cape Province Eduard Marais – Free State Province Rinie White – Gauteng Province Schalk van der Merwe – Limpopo Province Attie Bezuidenhout – Mpumalanga Province Gert van der Walt – Northern Cape Province Ludi Fourie - North West Province DP Burger – Western Cape Province Dube Pricemoor – Kwa Zulu Natal
<b>Business address</b>	9 Senekal Street Wierda Park x2 Centurion 0156
<b>Postal address</b>	PO Box 9084 Centurion 0046
<b>Bankers</b>	ABSA
<b>Registration number</b>	124-153 (NPO)

**Endurance Ride Association of South Africa (ERASA)**  
**(Registration number: 124-153 NPO)**  
**Annual Financial Statements for the year ended 31 December 2022**


**Table of contents**

---

The reports and statements set out below comprise of the financial statements presented to the council members:

<b>Table of contents</b>	<b>Pages</b>
Accounting Officer’s Report	4
Compilation Report	5
Statement of Financial Position for the year ended 31 December 2022	6
Statement of Comprehensive Income for the year ended 31 December 2022	7
Statement of Changes in Equity for the year ended 31 December 2022	8
Statement of Cash Flows for the year ended 31 December 2022	9
Accounting Policies	10 – 11
Notes to the Financial Statements	12 – 14
Detailed Income Statement	15 – 16

The financial statements set out on pages 6 -14 , which have been prepared on the going concern basis, were approved by the council on 3 July 2023 and were signed on its behalf by:

  
\_\_\_\_\_  
President

  
\_\_\_\_\_  
Vice President

## **Accounting Officer's Report**

### **To the members of the Endurance Ride Association of South Africa**

I have performed the duties of accounting officer to the Endurance Ride Association of South Africa for the year ended 31 December 2022 as required by Section 17 of the Nonprofit Organisations Act, 1997. The annual financial statements of the Endurance Ride Association of South Africa set out on pages 6 - 16 are the responsibility of the Council Members of the Association. No audit or review is required by the Act to be carried out and no audit or review was conducted. Accordingly, I do not imply or express an opinion or any other form of assurance on the annual financial statements.

### **Duties of accounting officer**

I have determined that the annual financial statements are in agreement with the accounting records, and have done so by adopting such procedures and conducting such enquiries in relation to the accounting records as I considered necessary in the circumstances. I have also reviewed the accounting policies, which have been represented to me as having been applied in the preparation of the annual financial statements, and I consider that they are appropriate to the Association.

I would like to draw the attention of the members to the impact of Covid-19 on the Endurance Ride Association of South Africa. The endurance season proceeded uninterrupted for most of 2021, except that Fauresmith was cancelled due to Covid and in stead a number of Inter-Provincial Challenges were hosted by the various Unions across the country.

**Mohamed Bhyat**  
**Chartered Accountant (SA)**  
**SAICA membership nr 03345672**  
**3 July 2023**



## **Compilation Report**

---

**To the members of the Endurance Ride Association of South Africa (ERASA).**

We have compiled the Annual Financial Statements of ERASA, as set out on pages 6 - 16, based on the information you have provided. These Annual Financial Statements comprise the statement of financial position of ERASA as at 31 December 2022, the statement of comprehensive income, statement of changes in equity and statement of cash flows for the year then ended, and a summary of significant accounting policies and other explanatory information.

We have applied our expertise in accounting and financial reporting to assist you in the preparation and presentation of these Annual Financial Statements in accordance with the Accounting Policies set out in note 1 to these statements. We have complied with relevant ethical requirements, including principles of integrity, objectivity, professional competence and due care.

These Annual Financial Statements and the accuracy and completeness of the information used to compile them are your responsibility.

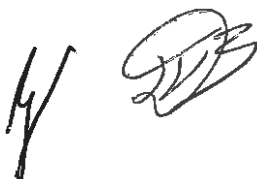
Since a compilation engagement is not an assurance engagement, we are not required to verify the accuracy or completeness of the information you provided to us to compile these Annual Financial Statements. Accordingly, we do not express an audit opinion or a review conclusion on whether these Annual Financial Statements are prepared in accordance with the Accounting Policies set out in note 1 to these statements.



C. Ferreira

Accountant

3 July 2023



## Endurance Ride Association of South Africa (ERASA)

(Registration number: 124-153 NPO)

Annual Financial Statements for the year ended 31 December 2022

### Statement of Financial Position for the year ended 31 December 2022

Figures in Rand	Note(s)	2022	2021
<b>ASSETS</b>			
<b>Non-Current Assets</b>			
Property, plant and equipment	2	20,734	14,616
Loan Account - U.V.V.S.A Trust		<u>3,680,551</u>	<u>3,680,551</u>
		<u>3,701,285</u>	<u>3,694,669</u>
<b>Current Assets</b>			
Trade and other receivables	3	455	14,900
Cash and cash equivalents		<u>2,694,078</u>	<u>2,428,734</u>
		<u>2,694,533</u>	<u>2,443,634</u>
<b>TOTAL ASSETS</b>		<u>6,395,818</u>	<u>6,138,303</u>
<b>EQUITY AND LIABILITIES</b>			
<b>Equity</b>			
Retained income		<u>5,734,126</u>	<u>5,450,689</u>
		<u>5,734,126</u>	<u>5,450,689</u>
<b>Liabilities</b>			
<b>Current liabilities</b>			
Trade and other payables	4	140,161	166,083
Provisions	5	<u>521,531</u>	<u>521,531</u>
		<u>661,692</u>	<u>687,614</u>
<b>TOTAL EQUITY AND LIABILITIES</b>		<u>6,395,818</u>	<u>6,138,303</u>


**Endurance Ride Association of South Africa (ERASA)**

(Registration number: 124-153 NPO)

Annual Financial Statements for the year ended 31 December 2022

**Statement of Comprehensive Income for the year ended 31 December 2022**

<b>Figures in Rand</b>	<b>Note(s)</b>	<b>2022</b>	<b>2021</b>
Turnover	6	3,405,129	1,859,582
<b>Gross Profit</b>		<u>3,405,129</u>	<u>1,859,582</u>
Operating expenses	7	(3,269,770)	(1,607,366)
<b>Operating profit</b>		<u>135,359</u>	<u>259,056</u>
Interest received	8	148,078	90,978
<b>Profit before taxation</b>		<u>283,437</u>	<u>343,194</u>
Taxation		-	-
<b>Total comprehensive profit</b>		<u>283,437</u>	<u>343,194</u>



**Endurance Ride Association of South Africa (ERASA)**

(Registration number: 124-153 NPO)

Annual Financial Statements for the year ended 31 December 2022

**Statement of Changes in Equity for the year ended 31 December 2022**

**Figures in Rand**

<b>Balance at 1 January 2021</b>	<b>5,107,495</b>
Total comprehensive profit for the year	343,194
<b>Total changes</b>	<b>5,450,689</b>
<b>Balance at 1 January 2022</b>	<b>5,450,689</b>
Total comprehensive profit for the year	283,437
<b>Total changes</b>	<b>283,437</b>
<b>Balance at 31 December 2022</b>	<b>5,734,126</b>





**Endurance Ride Association of South Africa (ERASA)**

(Registration number: 124-153 NPO)

Annual Financial Statements for the year ended 31 December 2022

**Statement of Cash Flows for the year ended 31 December 2022**

<b>Figures in Rand</b>	<b>Note(s)</b>	<b>2022</b>	<b>2021</b>
<b>Cash flows from operating activities</b>			
Cash generated from operations		130,484	243,334
Finance income		148,078	90,978
Net cash from operating activities		<u>278,562</u>	<u>334,312</u>
<b>Cash flows from investing activities</b>			
Purchase of property, plant and equipment		(13,218)	(15,196)
Net cash from investing activities		<u>(13,218)</u>	<u>(15,196)</u>
<b>Total cash movement for the year</b>		265,344	319,116
Cash at the beginning of the year		2,428,734	2,109,618
<b>Total cash at end of the year</b>		<u>2,694,078</u>	<u>2,428,734</u>



## Endurance Ride Association of South Africa (ERASA)

(Registration number: 124-153 NPO)

Annual Financial Statements for the year ended 31 December 2022

### Accounting Policies

---

#### 1. Presentation of Financial Statements

The annual financial statements have been prepared on the historical cost basis and are presented in South African rand. They incorporate the principal financial policies, which is consistent with those of the previous year, set out below.

##### 1.1 Significant judgements and estimates

Management did not make any critical judgements in the application of accounting policies, apart from those involving estimations, which would significantly affect the annual financial statements.

##### Provisions

Provisions are recognised when the association has an obligation at the reporting date as a result of a past event, it is probable that the association will be required to transfer economic benefits in settlement and the amount of the obligation can be estimated reliably. Provisions are measured at the present value of the amount expected to be required to settle the obligation.

##### 1.2 Property, plant and equipment

Property, plant and equipment is carried at cost less accumulated depreciation. Cost includes all costs directly attributable to bringing the assets to working condition for their intended use.

Depreciation is calculated to write off the cost of these assets on a straight-line basis over their expected useful lives.

Item	Average useful life
Computer equipment	3 years
Office equipment	8 years
Fencing and development cost	10 years

The residual value, useful life and method of depreciation are reviewed only where there is an indication that there has been a significant change from the previous estimate.

The depreciation charge for each period is recognised in the operating expenses of the statement of comprehensive income.

##### 1.3 Leases

A lease is classified as a finance lease if it transfers substantially all the risks and awards incidental to ownership to the lessee. All other leases are operating leases.

##### Operating Leases

Lease of assets under which all the risks and benefits of ownership are effectively retained by the lessor are classified as operating leases. Operating lease payments are recognised as an expense on a straight-line basis over the lease term unless the payments are structured to increase in line with expected general inflation to compensate for the lessor's expected inflationary cost increases.



## **Endurance Ride Association of South Africa (ERASA)**

(Registration number: 124-153 NPO)

Annual Financial Statements for the year ended 31 December 2022



### **Accounting Policies (continued)**

---

#### **1.4 Revenue recognition**

Affiliation fees, ride levies and other income is recognised as revenue in the year to which it applies and when no significant uncertainty as to its collectability exists.

Interest is recognised, in the statement of comprehensive income, using the effective interest rate method.



## Endurance Ride Association of South Africa (ERASA)

(Registration number: 124-153 NPO)

Annual Financial Statements for the year ended 31 December 2022

### Notes to the Financial Statements

#### 2. Property, plant and equipment

	2022			2021		
	Cost / Valuation	Accumulated depreciation	Carrying value	Cost / Valuation	Accumulated depreciation	Carrying value
Checkpoint Trailer	12,075	12,074	1	12,075	12,074	1
Computer equipment	68,646	47,914	20,732	55,428	41,312	14,116
Electronic equipment	1,950	1,950	-	1,950	1,950	-
Office equipment	31,672	31,671	1	31,672	31,671	1
<b>Total</b>	<b>114,343</b>	<b>93,609</b>	<b>20,734</b>	<b>101,125</b>	<b>87,007</b>	<b>14,118</b>

#### Reconciliation of property, plant and equipment – 2022

	Opening balance	Additions	Disposal	Depreciation	Total
Checkpoint Trailer	1	-	-	-	1
Computer equipment	14,116	13,218	-	(6,602)	20,732
Electronic equipment	-	-	-	-	-
Office equipment	1	-	-	-	1
	<b>14,118</b>	<b>13,218</b>	<b>-</b>	<b>(6,602)</b>	<b>20,734</b>

#### Reconciliation of property, plant and equipment – 2021

	Opening balance	Additions	Disposal	Depreciation	Total
Checkpoint Trailer	1	-	-	-	1
Computer equipment	5,614	15,196	-	(6,694)	14,116
Electronic equipment	-	-	-	-	-
Office equipment	1	-	-	-	1
	<b>5,616</b>	<b>15,196</b>	<b>-</b>	<b>(6,694)</b>	<b>14,118</b>

## Endurance Ride Association of South Africa (ERASA)

(Registration number: 124-153 NPO)

Annual Financial Statements for the year ended 31 December 2022

### Notes to the Financial Statements

Figures in Rand	2022	2021	
<b>3. Trade and other receivables</b>			
Affiliations fees and event levies	(763)	9,915	
Value Added Tax	1,218	4,985	
	<u>455</u>	<u>14,900</u>	
<b>4. Trade and other payables</b>			
FEI Ride Costs	58,517	58,517	
Illegal Substance Testing	26,992	26,992	
Income received in advance	54,652	80,574	
	<u>140,161</u>	<u>166,083</u>	
<b>5. Provisions</b>			
<b>Reconciliation of provisions – 2022</b>			
	<b>Opening balance</b>	<b>Movements</b>	<b>Total</b>
Illegal substance allowance	273,871	-	273,871
Illegal substance Invoiced	350,762	-	350,762
Illegal substance Paid	(103,102)	-	(103,102)
	<u>521,531</u>	<u>-</u>	<u>521,531</u>
<b>Reconciliation of provisions – 2021</b>			
	<b>Opening balance</b>	<b>Movements</b>	<b>Total</b>
Illegal substance allowance	273,871	-	273,871
Illegal substance Invoiced	350,762	-	350,762
Illegal substance Paid	(103,102)	-	(103,102)
	<u>521,531</u>	<u>-</u>	<u>521,531</u>
<b>6. Revenue</b>			
Affiliation fees – Erasa	1,190,334	839,743	
Affiliation fees – SAEF	477,518	467,274	
Ride levies	460,602	419,236	
Other income	1,276,675	133,329	
	<u>3,405,129</u>	<u>1,859,582</u>	
<b>Total Membership</b>	<u>1,383</u>	<u>1,359</u>	

As from 2022 SAEF Affiliation fees were collected by Erasa from members on behalf of SEAF and paid over in full to SAEF.

Number of paid Fauriesmith entries for 2022 was 268.

## Endurance Ride Association of South Africa (ERASA)

(Registration number: 124-153 NPO)

Annual Financial Statements for the year ended 31 December 2022

### Notes to the Financial Statements

Figures in Rand	2022	2021
<b>7. Operating expenses</b>		
Accounting remuneration	115,731	107,149
Consulting fees	48,000	47,959
Employee costs	752,893	720,100
Telephone and fax	16,540	17,839
Travel and accommodation	3,384	7,690
	<u>148,078</u>	<u>90,978</u>
<b>8. Interest Received</b>		
Bank interest	<u>148,078</u>	<u>90,978</u>
<b>9. Cash generated from operations</b>		
Profit for the year	283,437	343,194
<b>Adjustments for:</b>		
Depreciation	6,602	6,694
Loss on disposal of assets	-	-
Finance income	(148,078)	(90,978)
<b>Change in working capital:</b>		
Trade and other receivables	14,445	(6,831)
Trade and other payables	(25,922)	(8,745)
	<u>130,484</u>	<u>243,334</u>



## Endurance Ride Association of South Africa (ERASA)

(Registration number: 124-153 NPO)

Annual Financial Statements for the year ended 31 December 2022

### Detailed Income Statement

Figures in Rand	Note(s)	2022	2021
<b>Revenue</b>			
Affiliation fees – Erasa		1,190,334	839,743
Affiliation fees – SAEF		477,518	467,274
Ride Levies		460,602	419,236
		<u>2,128,454</u>	<u>1,726 253</u>
Bibs sold		21,044	19,378
Fauresmith Income		1,074,274	
Passport Fees Recovered		140,810	91,747
Other cost recoveries		33,417	3,465
Horse export levies		7,130	18,739
		<u>3,405,129</u>	<u>1,859,582</u>
Interest received		148,078	90,978
<b>Total Income</b>		<u>3,553,207</u>	<u>1,950,560</u>



## Endurance Ride Association of South Africa (ERASA)

(Registration number: 124-153 NPO)

Annual Financial Statements for the year ended 31 December 2022

### Detailed Income Statement

Figures in Rand	Note(s)	2022	2021
<b>Operating expenses</b>			
Accounting fees		115,731	107,149
Bank charges		22,593	17,180
Bib costs		21,136	13,778
Computer costs		4,307	3,218
Consulting fees		48,000	47,959
Council meeting		7,243	2,500
Courier & postage		19,631	3,292
Depreciation		6,602	6,694
Fauresmith expenses		1,345,317	-
Fauresmith maintenance		51,683	58,839
Illegal substance testing		65,787	38,400
Insurance		50,854	34,885
Printing & stationery		10,369	8,998
SAEF Affiliation fees paid		477,891	482,894
Salaries and wages		752,893	720,100
Team Expenses		215,838	-
Telephone & fax		16,540	17,839
Travel & accommodation		3,384	7,690
Website cost		33,971	35,951
		<u>3,269,770</u>	<u>1,607,366</u>
<b>Profit for the year</b>		<u>283,437</u>	<u>343,194</u>

